

POWERING TECHNOLOGY

Reliably powering your business.
Solving your power needs.

BATTERY TRAYS AND RACKS



Part Number

111.2019.02

111.2019.1616

111.2023.02

111.2027.01

Description

19" Relay Rack Tray

19" Relay Rack Tray

23" Relay Rack Tray

19" Relay Rack Tray

Application

Front & Top Terminal

Top Terminal

Top Terminal

Front Terminal

Tray Dimensions

16.0" W x 30.0" D

16.0" W x 16.0" D

20.0" W x 30.0" D

17.25" W x 14.4" D

Battery Units

4 max.
(see table on page 4)

4 max.
(see table on page 4)

4 max.
(see table on page 4)

4 max.
(see table on page 4)

Battery Type

TEL12-70 | TEL12-80
TEL12-90 | TEL12-125
TEL12-105FNS
TEL12-160F
TEL12-180F
TEL6-180
TEL12-210F
TEL12-210FG

TEL12-30
TEL12-60

TEL12-30
TEL12-45
TEL12-70
TEL12-80
TEL12-90
TEL12-125

TEL12-105FNSG


Maximum Capacity

210AH

60AH

125AH

105AH



111.2027.02

19" Relay Rack Tray

Front Terminal

17.25" W x 18.3" D

4 max.

(see table on page 4)

TEL12-115FNG

115AH



RD02332

23" Relay Rack Tray

Front Terminal

21.0" W x 22.19" D

4 max.

(see table on page 4)

TEL12-105FNS
TEL12-105FNNG
TEL12-115FNG
TEL12-210F
TEL12-210FG

210AH



KBC05182

23" Relay Rack Tray

Front Terminal

21.2" W x 23.07" D

4 max.

(see table on page 4)

LS12-100
LS6-200
LS4-300
LS2-600

600AH



RD02341

19" Relay Rack Tray

Front Terminal

17.12" W x 21.12" D

2 max.

(see table on page 4)

TEL12-105FS
TEL12-160F
TEL12-180F
TEL12-210F
TEL12-210FG

210AH



MBC04372-19

19" Relay Rack Tray

Top Terminal

16.75" W x 20.25" D

4 max.

(see table on page 4)

TEL12-30
TEL12-45
LS12-100
LS6-200
LS4-300
LS2-600

600AH



BATTERY TRAY TABLE

Battery	Qty. in 19"	19" Tray Part Number	Qty. in 23"	23" Tray Part Number
TEL12-30	4	111.2019.1616 or MBC04372-19	4	111.2023.02
TEL12-45	4	111.2019.1616 or MBC04372-19	4	111.2023.02
TEL12-70	4	111.2019.02	4	111.2023.02 or RD02332
TEL12-80	4	111.2019.02	4	111.2023.02 or RD02332
TEL12-90	4	111.2019.02	4	111.2023.02
TEL12-125	4	111.2019.02	4	111.2023.02
TEL12-105FNS	2	111.2019.02 or RD02341	4	RD02332
TEL12-105FNNG	4	111.2027.01	4	RD02332
TEL12-115FNG	4	111.2027.02	4	RD02332
TEL12-160F	2	111.2019.02 or RD02341	4	RD02332
TEL12-180F	2	111.2019.02 or RD02341	4	RD02332
TEL12-180	4	111.2019.02	4	111.2023.02
TEL12-210F	2	111.2019.02 or RD02341	4	RD02332
TEL12-210FG	2	111.2019.02 or RD02341	4	RD02332

NOTE: See tray / battery diagrams opposite.

Battery	Qty. in 19"	19" Tray Part Number	Qty. in 23"	23" Tray Part Number
LS12-100	2	MBC04372-19	4	KBC05182
LS6-200	2	MBC04372-19	4	KBC05182
LS4-300	2	MBC04372-19	4	KBC05182
LS2-600	2	MBC04372-19	4	KBC05182

NOTE: See tray / battery diagrams opposite.

Part Number

170.0119.084

170.0123.084

385.2319.xxx
385.2319L.xxx

Description

19" Welded Steel Relay Rack - 42 Rack Spaces
Max wt. limit 1000 lbs.

23" Welded Steel Relay Rack - 42 Rack Spaces
Max wt. limit 1000 lbs.

Left or Right side mounted breaker

Dimensions

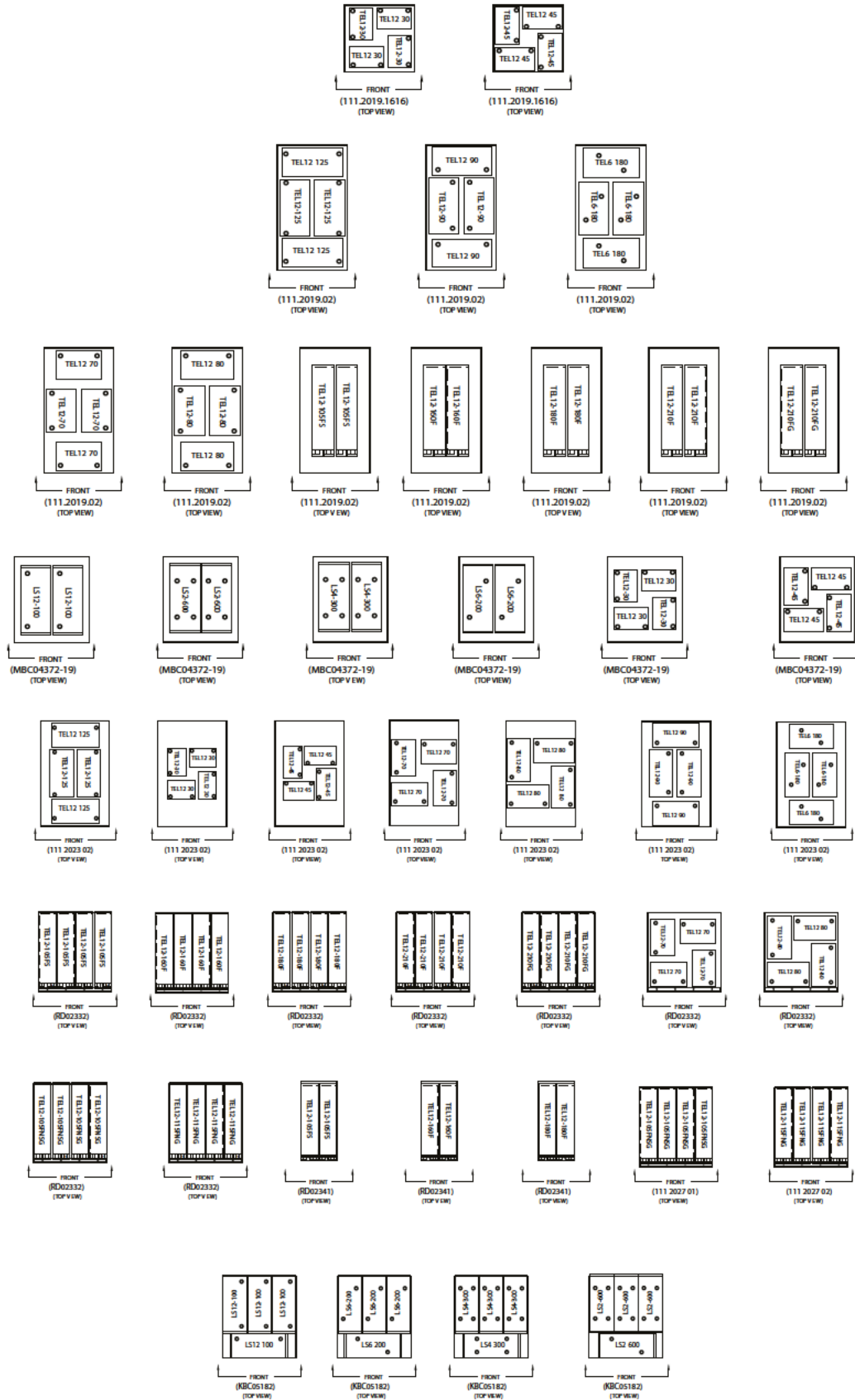
84" H

84" H

15A to 100A Capacity



BATTERY TRAY DIAGRAMS



NOTE: These drawings are a visual representation of the data given in the table on page 4 and should not be used to determine accurate dimensions. For complete information see the individual product documentation on the UNIPOWER web site.

Part Number

110.7010.00

110.7020.00

110.7021.00A

Description

23" Welded Steel Rack
3 Integrated Battery Trays

23" Welded Steel Rack
4 Integrated Battery Trays

19" Welded Steel rack
4 Integrated Battery Trays

Dimensions

24" W x 22.5" D x 83" H

24" W x 22.5" D x 83" H

20.2" W x 20.5" D x 84" H

Battery Tiers

3

4

4

Battery Units

12 max.

16 max.

16 max.

Battery Type

TEL12-105FS
TEL12-160F
TEL12-180F
TEL12-210F
TEL12-210FG

TEL12-105FS
TEL12-160F
TEL12-180F
TEL12-210F
TEL12-210FG

TEL12-105FN5G
TEL12-115FNG

System Voltage

24V or 48V

24V or 48V

48V

Amp Hour Capacity

606AH Max. (48V)
1212AH Max. (24V)

808AH Max. (48V)
1616AH Max. (24V)

432AH Max.



110.7050.01

24 Volt Rack
NEBS Zone 2
(without breakers)

25" W x 23" D x 82.1" H

5

20 max.

TEL12-160F
TEL12-180F

24V

2020AH Max.



110.7050.02

24 Volt Rack
NEBS Zone 2
(with breakers)

25" W x 23" D x 82.1" H

5

20 max.

TEL12-160F
TEL12-180F
TEL12-210F
TEL12-210FG

24V

2020AH Max.



110.7050.05

48 Volt Rack
NEBS Zone 2
(without breakers)

25" W x 23" D x 82.1" H

5

20 max.

TEL12-160F
TEL12-180F
TEL12-210F
TEL12-210FG

48V

1010AH Max.



110.7050.06

48 Volt Rack
NEBS Zone 2
(with breakers)

25" W x 23" D x 82.1" H

5

20 max.

TEL12-160F
TEL12-180F
TEL12-210F
TEL12-210FG

48V

1010AH Max.







Contact us

UNIPOWER LLC Headquarters
210 North University Drive #700,
Coral Springs, Florida 33071 USA

Tel: +1 954-346-2442

Email: customer.services@unipowerco.com

 /unipowersolutions

 @unipowerco

 UNIPOWER LLC

www.unipowerco.com